

General Series Battery

BLW General (BL) Series VRLA batteries are designed with AGM (Absorbent Glass Mat) technology, High performance plates and electrolyte to give extra power output for common power backup system. BL Series Batteries are the general purpose batteries with 12 years floating design life at 25°C Meet with IEC, BS, JIS and Eurobat standard. UL (MH62092), CE approved.

Application

- * Emergency Power System
- * Communication equipment
- * Telecommunication systems
- * Uninterruptible power supplies
- * Electric toy car and wheelchairs, etc.
- * Power tools
- * Alarm system
- * Marine equipment
- * Medical equipment
- * Fire and Security System



General Features

- * Heavy Duty Grid
- * Mechanized assembly
- * Non-spillable construction
- * High Reliability and Stability

Construction

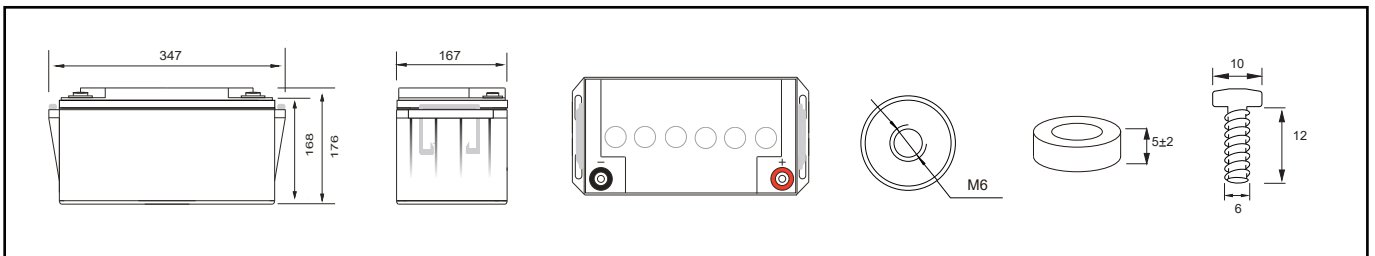
- * Positive: Lead dioxide
- * Electrolyte: Sulfuric acid
- * Separator: Fiber glass
- * Negative: Lead
- * Safety Valve: EPDR
- * Terminal: Copper

Specification

Battery Model	Nominal Voltage		12V	
	Rated capacity (10 Hour rate)		65Ah	
	Cells Per battery		6-FM-65	
Dimension	Length	Width	Height	Total Height
	347mm (13.66 inches)	167mm (6.57 inches)	168mm (6.61 inches)	176mm (6.92 inches)
Approx Weight	19.1kg (lbs) ± 3%			
Capacity @ 25°C (77°F)	20 hour rate(10.5V)	10 hour rate(10.8V)	5 hour rate(10.5V)	1 hour rate(9.6V)
	68Ah	65.0Ah	58.53Ah	37.6Ah
Max. discharge current	780A (5 Sec.)			
Full charged at 25°C(77°F): Approx 5.8mΩ				
Capacity affected by Temp.(20 HR)	40°C (104°F)	25°C (77°F)	0°C (32°F)	-15°C (5°F)
	102%	100%	85%	65%
Self Discharge @25°C (77°F)	After 3 months storage		After 6 months storage	After 12 months storage
	98%		94%	74%
Charge method @25°C (77°F)	Cycle Use		Float Use	
	14.40-14.7V (Initial charging current less than 19.5A)		13.50-13.80V	

Outer dimension (mm)

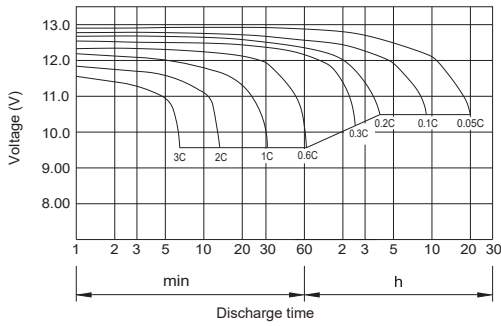
Terminal Type (mm)



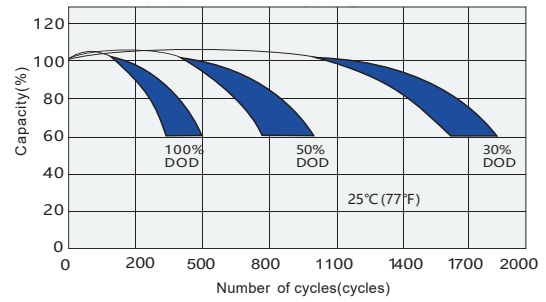
F.V.VTIME	15MIN	30MIN	60MIN	90MIN	2 HR	3HR	5HR	8HR	10HR	20HR	
1.60V/cell	A	110.500	69.000	37.600	27.519	24.346	17.343	11.835	8.282	6.745	3.714
	W	213.265	137.448	75.012	54.947	48.713	34.700	23.681	16.571	13.495	7.432
1.67V/cell	A	104.760	67.526	37.328	27.246	24.225	17.252	11.770	8.212	6.640	3.529
	W	202.344	134.579	74.473	54.416	48.511	34.580	23.593	16.466	13.313	7.075
1.70V/cell	A	102.177	66.936	37.055	27.219	24.164	17.208	11.767	8.130	6.556	3.435
	W	197.507	133.407	74.019	54.384	48.410	34.502	23.593	16.309	13.151	6.890
1.75V/cell	A	97.871	65.756	36.510	26.865	24.013	17.100	11.705	8.108	6.521	3.380
	W	189.381	131.152	73.111	53.730	48.098	34.303	23.480	16.276	13.049	6.785
1.80V/cell	A	93.853	64.282	36.238	26.674	23.861	17.009	11.672	8.038	6.500	3.269
	W	181.888	128.269	72.657	53.482	47.803	34.137	23.426	16.148	12.848	6.567

Note: The above datas are average values. (Edition 2023-07)

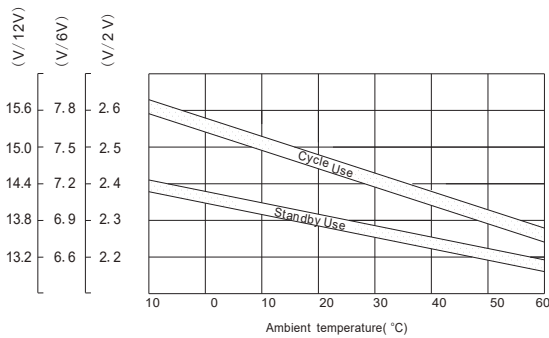
Discharge characteristic Curve



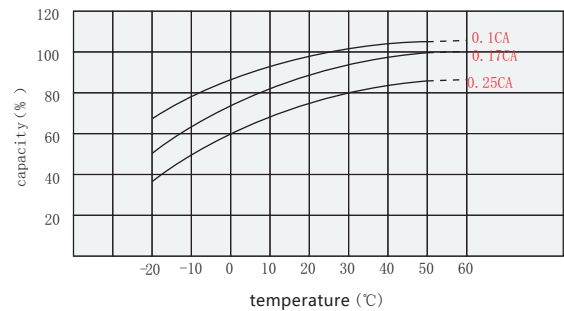
Cycle service life in relation to depth of discharge



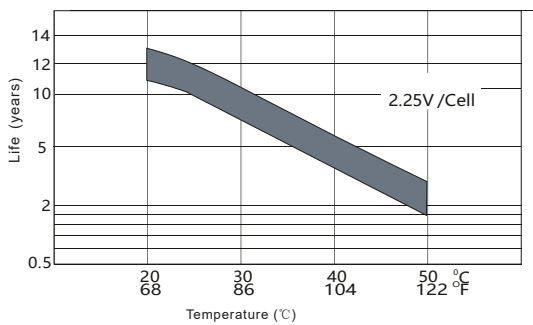
Relationship between charging voltage and temperature



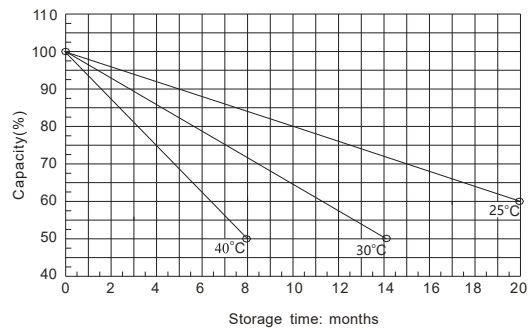
Relationship between temperature and capacity



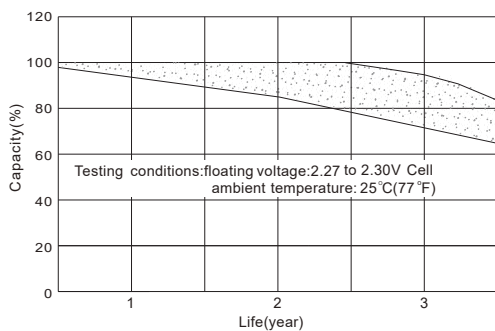
Temperature effects on float life



Self-discharge characteristic



Life characteristics of standby use



Charge characteristic Curve for standby use

