


### General Series Battery

BLW General (BL) Series VRLA batteries are designed with AGM (Absorbent Glass Mat) technology, High performance plates and electrolyte to give extra power output for common power backup system. BL Series Batteries are the general purpose batteries with 12 years floating design life at 25°C Meet with IEC, BS, JIS and Eurobat standard. UL(MH62092), CE approved.

### Application

- \* Emergency Power System
- \* Communication equipment
- \* Telecommunication systems
- \* Uninterruptible power supplies
- \* Electric toy car and wheelchairs, etc.
- \* Power tools
- \* Alarm system
- \* Marine equipment
- \* Medical equipment
- \* Fire and Security System



### General Features

- \* Heavy Duty Grid
- \* Mechanized assembly
- \* Non-spillable construction
- \* High Reliability and Stability

### Construction

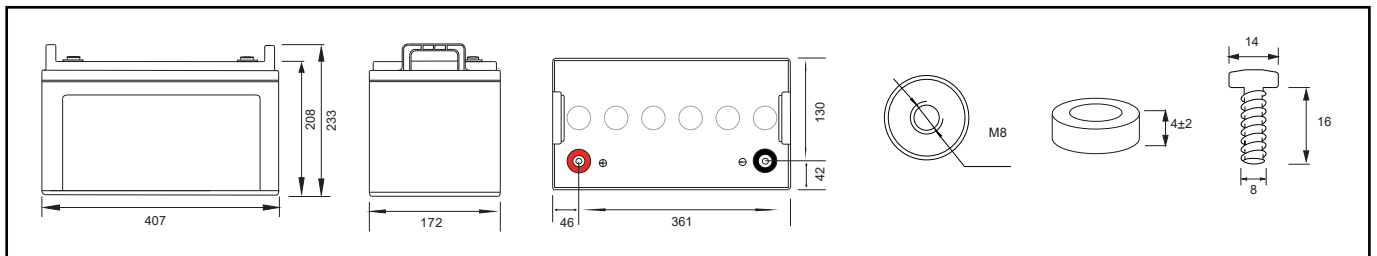
- \* Positive: Lead dioxide
- \* Negative: Lead
- \* Electrolyte: Sulfuric acid
- \* Safety Valve: EPDR
- \* Separator: Fiber glass
- \* Terminal: Copper

### Specification

Battery Model	Nominal Voltage		12V	
	Rated capacity (10 Hour rate)		100Ah	
	Cells Per battery		6-FM-100	
Dimension	Length	Width	Height	Total Height
	407mm (16.02 inches)	172mm (6.77 inches)	208mm (8.18 inches)	233mm (9.17 inches)
Approx Weight	28.6kg (63.05lbs) ± 3%			
Capacity @ 25°C (77°F)	20 hour rate(10.5V)	10 hour rate(10.8V)	5 hour rate(10.5V)	1 hour rate(9.6V)
	104.2Ah	100.0Ah	92.4Ah	60.0Ah
Max. discharge current	1200A (5 Sec.)			
Full charged at 25°C(77°F): Approx 4.9mΩ				
Capacity affected by Temp.(20 HR)	40°C (104°F)	25°C (77°F)	0°C (32°F)	-15°C (5°F)
	102%	100%	85%	65%
Self Discharge @25°C (77°F)	After 3 months storage		After 6 months storage	After 12 months storage
	98%		94%	74%
Charge method @25°C (77°F)	Cycle Use		Float Use	
	14.40-14.7V (Initial charging current less than 30A)		13.50-13.80V	

### Outer dimension (mm)

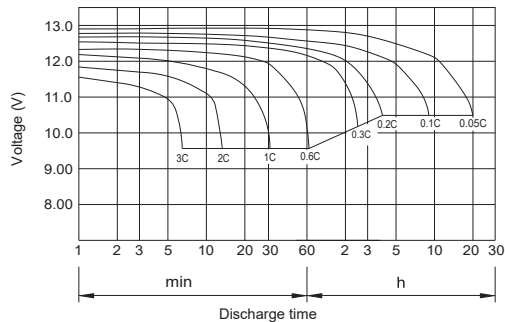
### Terminal Type (mm)



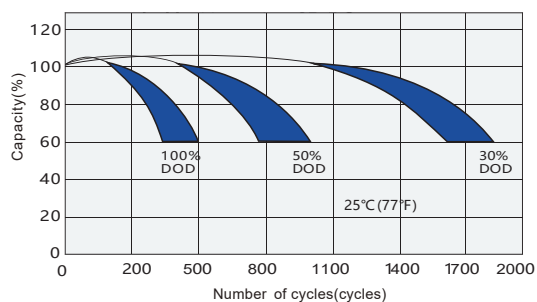
F.V\TIME	15MIN	30MIN	60MIN	90MIN	2 HR	3HR	5HR	8HR	10HR	20HR
1.60V/cell	A	174.500	105.000	60.000	43.913	38.441	27.383	18.687	12.742	5.714
	W	336.785	209.160	119.700	87.681	76.915	54.789	37.390	25.494	11.433
1.67V/cell	A	165.435	102.756	59.565	43.478	38.250	27.239	18.584	12.634	5.429
	W	319.539	204.794	118.841	86.835	76.596	54.600	37.252	25.332	10.884
1.70V/cell	A	161.356	101.859	59.130	43.435	38.154	27.170	18.580	12.508	5.284
	W	311.901	203.011	118.116	86.783	76.436	54.477	37.253	25.091	10.599
1.75V/cell	A	154.557	100.064	58.261	42.870	37.915	27.000	18.482	12.473	5.200
	W	299.068	199.579	116.667	85.739	75.944	54.162	37.074	25.040	10.439
1.80V/cell	A	148.212	97.821	57.826	42.565	37.676	26.856	18.430	12.366	5.029
	W	287.234	195.192	115.942	85.343	75.479	53.901	36.989	24.842	10.102

Note: The above datas are average values. (Edition 2023-07)

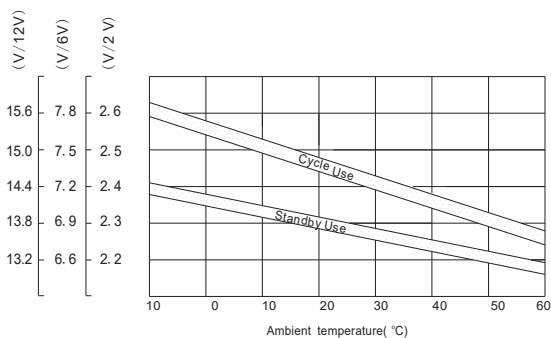
Discharge characteristic Curve



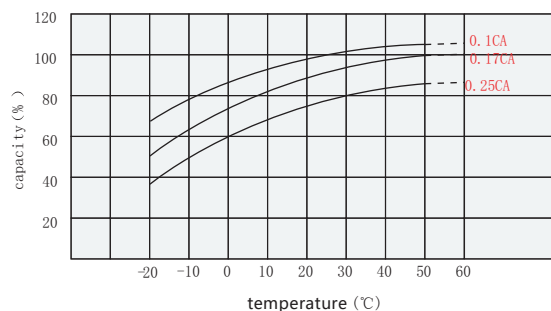
Cycle service life in relation to depth of discharge



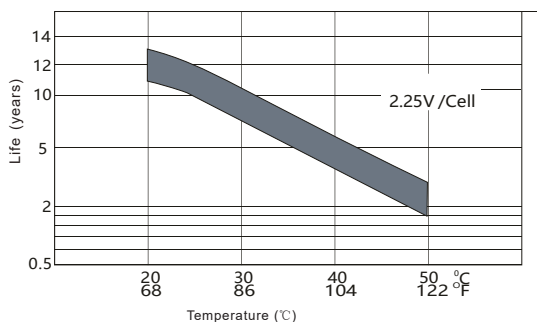
Relationship between charging voltage and temperature



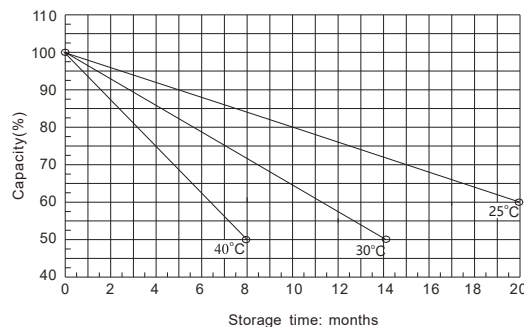
Relationship between temperature and capacity



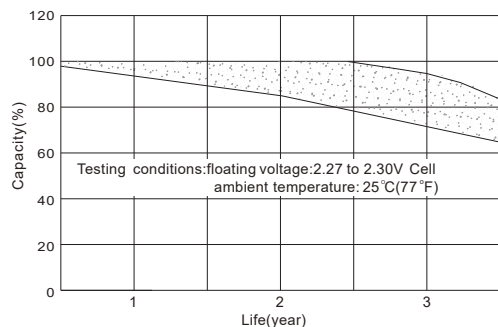
Temperature effects on float life



Self-discharge characteristic



Life characteristics of standby use



Charge characteristic Curve for standby use

